



**tyco**  
Flow Control

## PEDESTAL AND BOREHOLE HELICAL ROTOR PUMPS

HEAVY  
DUTY...

# STAINLESS STEEL



### ***Simplicity Reliability Efficiency***

#### **APPLICATIONS**

- General water transfer and borehole applications.
- Particularly suited to low volume high pressure work.
- Stock watering, homestead and domestic water supplies.

#### **FEATURES**

- Positive displacement pumps for outputs to 2.2 litres per second.
- Australian designed and manufactured.
- Simplicity of design and reliable operation.
- Wide operating speed range for variable output.




SOUTHERN CROSS



# PEDESTAL AND BOREHOLE HELICAL ROTOR PUMPS

## PEDESTAL PUMPS

Southern Cross "SS" Series pedestal mounted helical rotor pumps suit a wide range of applications drawing water from surface supplies and are particularly suitable for high head and long distance pumping. Simplicity of design (only one moving part in pump element) and low maintenance are unique features of these pumps. Positive displacement pumping action gives outstanding power savings plus the ability to vary the output to suit the available water supply simply by changing the pump speed.



### CONSTRUCTION...

Heavy duty cast iron bearing housing and pedestal with stainless steel shaft running on high capacity packed for life ball bearings. Outlet is adjustable to either side of pump or for vertical discharge up or down. Pump shaft is sealed with a single mechanical seal while drive to the rotor is via a flexible stainless steel whip shaft designed to flex with the eccentric rotation of the rotor and eliminate the need for constant maintenance of costly universal joints.

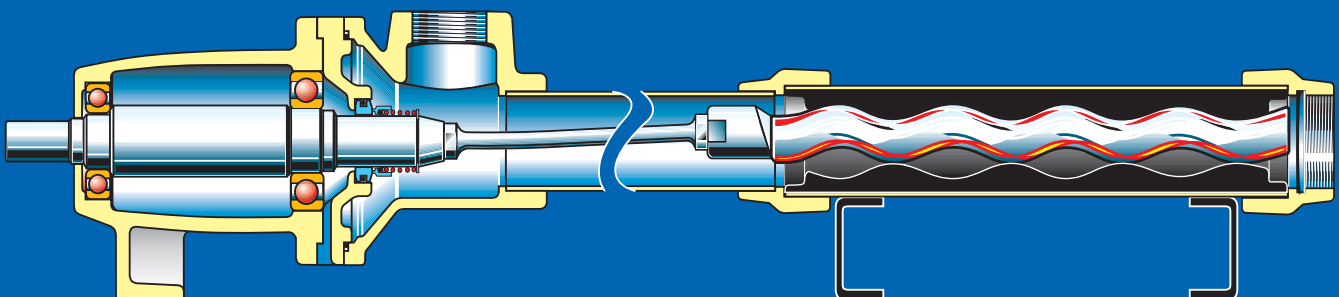
The pumping element consists of a hard chrome plated and polished stainless steel helical rotor revolving in a moulded elastomer stator, producing a positive displacement, non-pulsating pumping action. Output capacity is simply adjusted by variation of pump speed. These simple units require no adjustments, maintenance or lubrication.

Choice of bare shaft pumps for belt, pto or flexible coupling drive, close-coupled motorpump units, or packaged belt drive electric motor or engine powered units.

Suction and discharge screwed 50mm (2 inch BSP)



Available as single stage  
for 60m head or  
two stage for  
120m head




# PEDESTAL AND BOREHOLE HELICAL ROTOR PUMPS

**tyco** Flow Control Pumping Systems

## BOREHOLE PUMPS

*Designed for drawing water from deep wells and boreholes and for discharge to high heads or over long distances. Range of drives to suit a wide range of applications, particularly in remote locations. High efficiency and low operating speeds bring outstanding power savings plus the ability to vary the output to suit the bore yield, simply by adjusting the pump speed. Proven design and quality of material and manufacture result in exceptional reliability under the harshest water conditions.*



**DRIVE HEADS...** Combination discharge head and vertical belt drive heads for electric motor mounting or quarter twist vee belt drive.

**PUMPS...** Hard chrome plated and polished stainless steel helical rotor revolving in a moulded rubber stator for positive displacement, non-pulsating pumping action.


**COLUMN AND SHAFT...** Provides the drive link between surface mounted drive head and underground pump, and delivery pipe for the pumped water. Stainless steel bobbin bearing shafts run in water lubricated, bearings to eliminate shaft wear.

**STABILISERS...** Column pipe is stabilised and centrally located in the bore casing by heavy duty moulded rubber stabilisers to suit from 100 to 256mm casing.

**FOOTVALVE & STRAINER...** A full column of water, to ensure adequate bearing lubrication on every pump start-up, is maintained by a non-rotating, high quality bronze footvalve and strainer.



1/4 Twist Belt Drive  
Diesel Engine Powered  
Borehole Pump  
Unit



### PEDESTAL AND BOREHOLE PUMP MODELS

Bare Shaft Pedestal	Pedestal Motorpump	Line Shaft Borehole	Number of Stages	Head Metres	Max Output Litres/Sec
SSS410	SSM410 - 0.75kW	SSB410	1	60	1
SSS420	SSM420 - 1.5Kw	SSB420	2	120	2.2
SSS510	SSM510 - 2.2kW	SSB510	1	60	1
SSS520	SSM520 - 3.7kW	SSB520	2	120	2.2

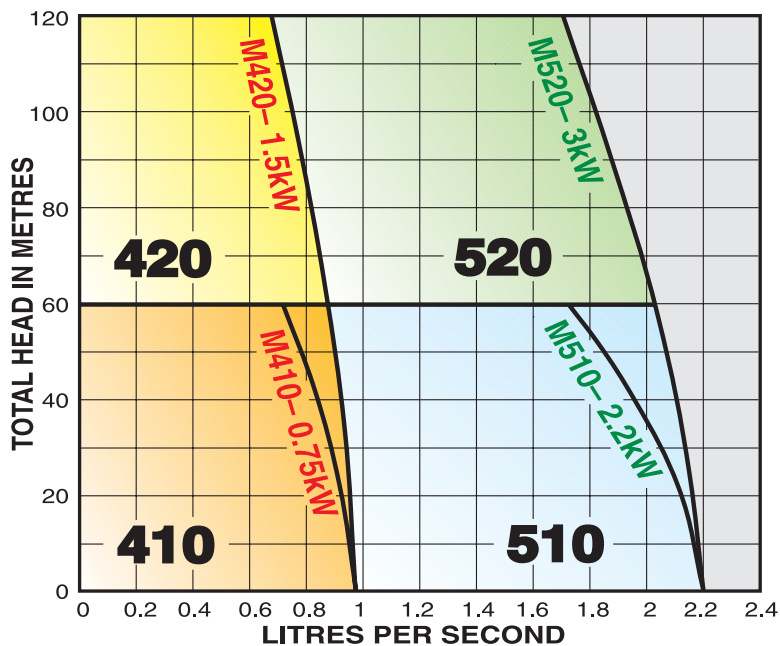
SOUTHERN CROSS



## PEDESTAL AND BOREHOLE HELICAL ROTOR PUMPS

HEAVY  
DUTY... **STAINLESS  
STEEL**

### GUIDE TO PERFORMANCE



Tyco Flow Control  
Pumping Systems  
245 Ruthven St, Toowoomba, Queensland, (Certified Site)



As Tyco policy is one of constant improvement, we reserve the right to make specification changes without notice and without incurring liability.

Distributed by...

Ellis Tanks  
5 Lucinda Street  
Toowoomba Q 4350

P: 07 46 357 507  
F: 07 46 357 507  
M: 0427 716 087

Email: [glenn@ellistanks.com.au](mailto:glenn@ellistanks.com.au)  
Web: [www.ellistanks.com.au](http://www.ellistanks.com.au)

